



製作項目：

1.反應裝置

一、夾套式反應槽

(30-50000L) 高壓、高真空、高黏度、等類要求設計制作，軸封選用機械軸封或填料軸封；攪拌葉片依物性及粘度，做合適的選擇內部拋光亮度要求依客戶指定施工。

二、蛇管式反應槽

(200L-60000L) 適用於高溫熱煤反應槽及高壓蒸氣反應。

運用範例：

PU樹脂、PET樹脂、尿素膠、Phenol樹脂、架橋劑、表面處理劑、抗氧化劑、氫化反應、蒸餾、結晶、攪拌溶解...

Production items :

Reaction Placement :

1. Jacket Type Reactor:

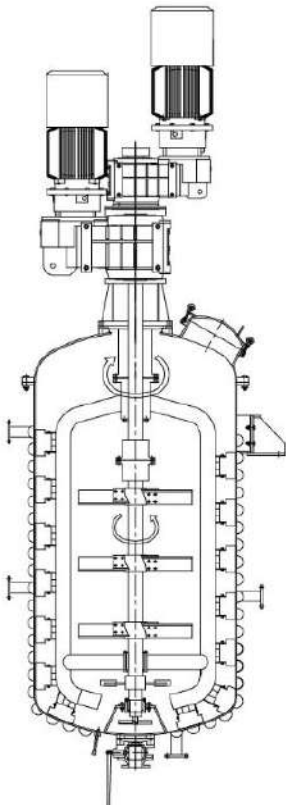
(30L-50000L)high pressure, high vacuum , high viscosity and many other purposes, and it is always equipped with high quality parts, such as shaft sealing , impeller etc...Various degree of internal polish are available upon request.

2. Snake form Reactor:

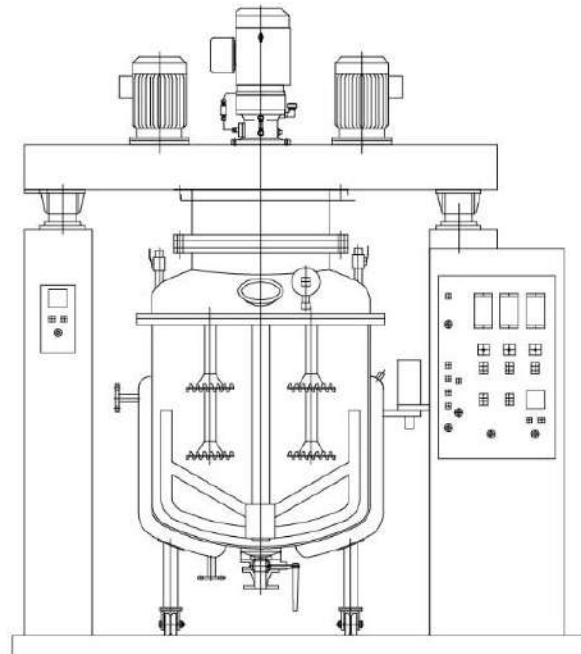
(200L-60000L)for the high temperature and pressure steam reaction.

Applications:

PU resin, PET resin , Urea Glue , Penol resin, the does of making bridge, the does of polishing management, the does of defy Oxidze, hydrogenize reaction , distillation, crystallize, blending, dissolving, The strcture drawings and specifications...



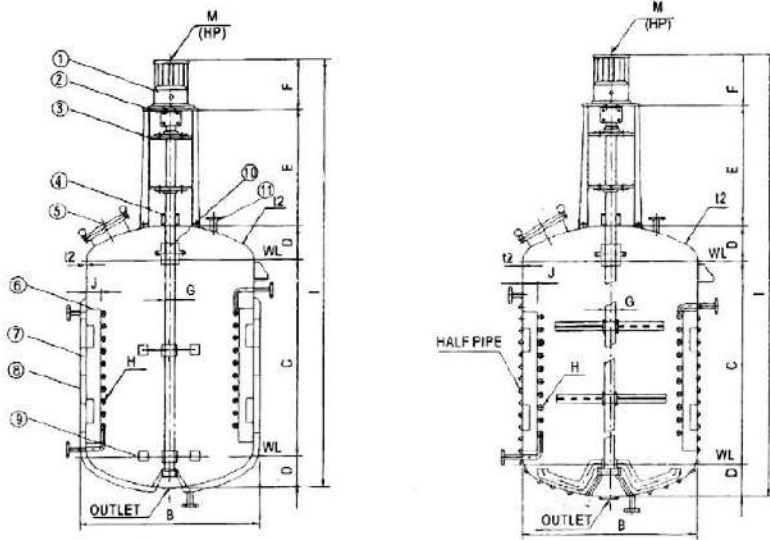
3.5KL 雙軸式反應槽



1KL 三軸式攪拌槽



構造圖 (STRUCTURE DIAGRAM)



JACKET TYPE (夾套型)

HALF-PIPE TYPE (半邊管型)

NOTE: 軸對可選用雙機械軸對(DOUBLE MECHANICAL SEAL)

- 1.減速機馬達
REDUCING GEAR MOTOR
- 2.軸聯結器
COUPLING
- 3.軸承組
BEARING
- 4.填函組
STUFFING
- 5.人孔
MAN HOLE
- 6.擋板
BAFFLE PLATE
- 7.筒體
SHELL
- 8.加熱套
HEATING JACKET
- 9.攪拌翼
IMPELLER
- 10.管臺
NOZZLE
- 11.軸聯結器
COUPLING

規格表 (Specification)

項目 ITEM	全容量 TOTAL VOLUME	A	B	C	D	E	F	G	H	I	J	t2	t1	出口 OUTLET	動力 M	重量 WEIGHT
型式 MODEL	KQ	mm	mm	mm	mm	mm	mm	mm	mm	mm	mm	mm	mm	in	kw	kg
TR-0.5	0.5	770	900	1220	200	600	380	50	25	2580	60	6	6	2	2	1020
TR-1	1	970	1100	1520	250	600	390	55	25	3010	80	6	6	2	3	1420
TR-2	2	1250	1380	1830	320	800	520	60	40	3790	100	8	8	2 1/2	5	2050
TR-2.5	2.5	1400	1530	1830	350	900	520	70	40	3950	120	8	8	3	5	2600
TR-3	3	1700	1630	1830	380	1000	600	80	40	4190	120	10	8	3	7.5	3120
TR-5	5	1750	1880	2300	450	1200	720	90	50	5120	150	10	10	4	10	4150
TR-6	6	1940	2090	2300	500	1200	720	100	50	5220	150	10	10	4	10	4450
TR-7	7	1940	2090	2440	500	1200	720	110	50	5360	150	12	10	4	15	5150
TR-10	10	2200	2400	3050	600	1500	750	120	65	6500	150	12	12	4	20	6050
TR-12	12	2330	2530	3050	620	1600	800	120	65	6690	150	15	12	5	25	6800
TR-15	15	2600	2800	3050	700	1600	820	130	65	6870	150	15	12	5	30	7950

附註: 除上述規格及尺寸外, 可依實際使用情形, 設計製造。

Remark: Besides of the above specifications & Dimensions, others can be designed and produced by orders.

攪拌葉型式: a. 馬蹄型 b. 傾斜透平型 c. 平透平型 d. 乳化透平型 e. 星狀型 f. A放射型葉 g. 標準三翼螺旋型 h. 平槳型 i. 柵型葉 j. 帶狀螺旋葉 k. 蝶型槳葉 l. B放射型葉